

**INDUSTRIAL X-RAY TUBE  
I-2115B**

**X-ray Tube for Industrial Use**

- ◆ The X-ray tube I-2115B, which has mini-focus 0.15 is designed for non destructive X-ray inspection.
- ◆ This tube can be used with maximum 50 kV constant potential circuit of cathode grounded.

**General Data**

**Electrical:**

Circuit:

High Voltage Generator ..... Constant Potential High-Voltage Generator  
 Grounding ..... Cathode and X-ray port grounded  
 Nominal X-ray Tube Voltage ..... 50 kV  
 Nominal Focal Spot Value ..... 0.15

**Mechanical:**

Dimensions:

Overall Length ..... 96 mm  
 Maximum Diameter .....  $\phi$  33 mm

Target:

Angle ..... 10 degrees  
 Material ..... Tungsten  
 Inherent Filtration ..... Be 0.2 mm  
 X-ray Coverage (Angle) ..... Minimum 10 degrees conical field  
 Weight (Approx.) ..... 220 g  
 Insulating Medium ..... Insulation Oil  
 Cooling Method ..... Oil immersed (60°C Max.) and convection oil cooling.  
 Tube Holding ..... Holding the mounting flange with 4-M3 screws

★The information contained herein is presented only as a guide for the application of our products. No responsibility is assumed by Canon Electron Tubes & Devices Co., Ltd. (CETD) for any infringements of patents or other rights of the third parties which may result from its use.  
 No license is granted by implication or otherwise under any patent or patent rights of CETD or others.  
 ★The information contained herein may be changed without prior notice. It is therefore, advisable to contact to CETD before processing with the design of equipment incorporating this product.

## Absolute Maximum and Minimum Ratings

(At any time, these values must not be exceeded.)

Maximum X-ray Tube Voltage .....	50 kV
Minimum X-ray Tube Voltage .....	10 kV
Maximum X-ray Tube Current .....	1.5 mA
Maximum Filament Current .....	2.1 A
Filament Frequency Limit .....	DC or AC (Sine Wave) 0 ~ 20 kHz
Maximum Input Energy (Continuously) .....	75 W

## Environmental Limits

### Operating Limits (in dielectric oil):

Oil Temperature .....	10 ~ 60 °C
Oil Pressure .....	70 ~ 140 kPa

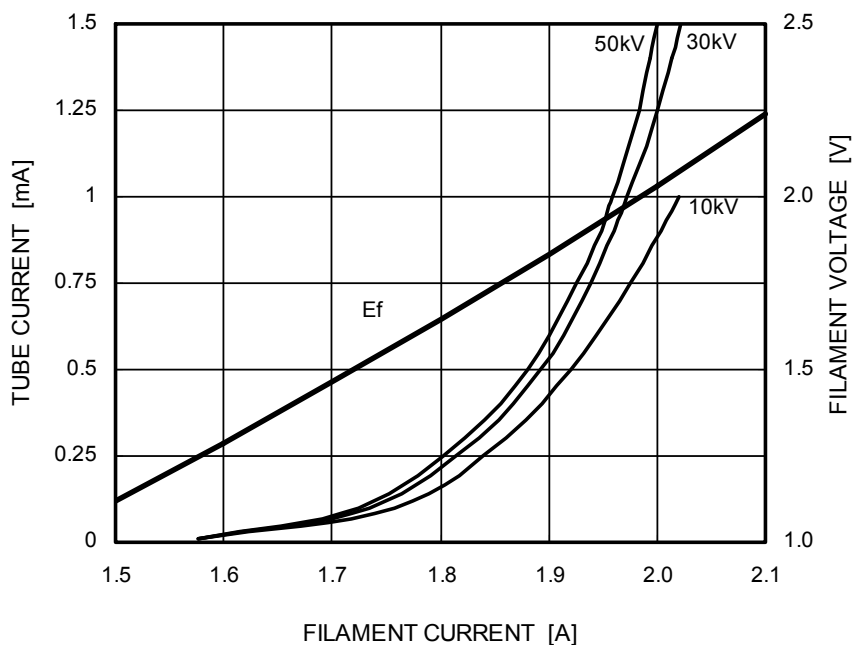
### Shipping and Storage Limits:

Temperature .....	-40 ~ 70 °C
Humidity .....	10 ~ 90 %
	(No condensation)
Atmospheric Pressure .....	50 ~ 106 kPa

## Emission & Filament Characteristics

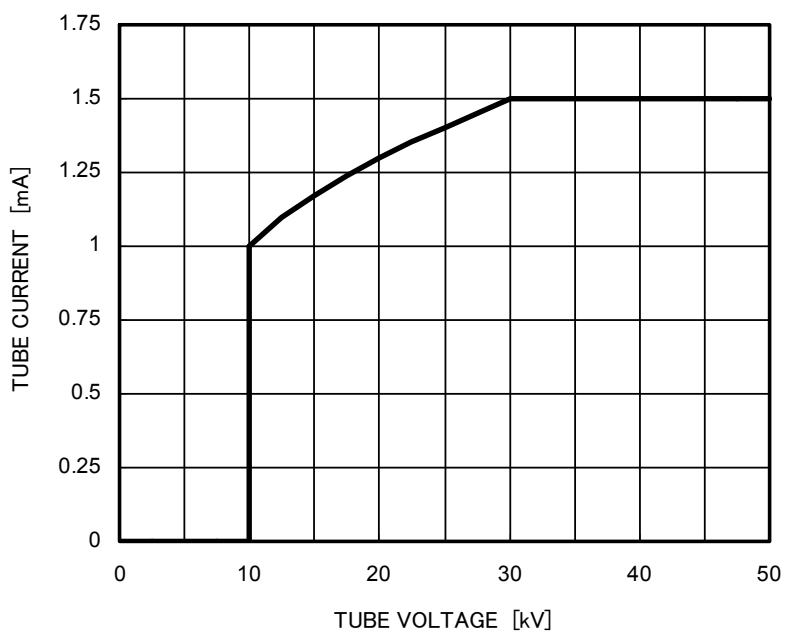
Constant Potential High-Voltage Generator

Nominal Focal Spot Value: 0.15



Note: This graph indicate typical characteristics.

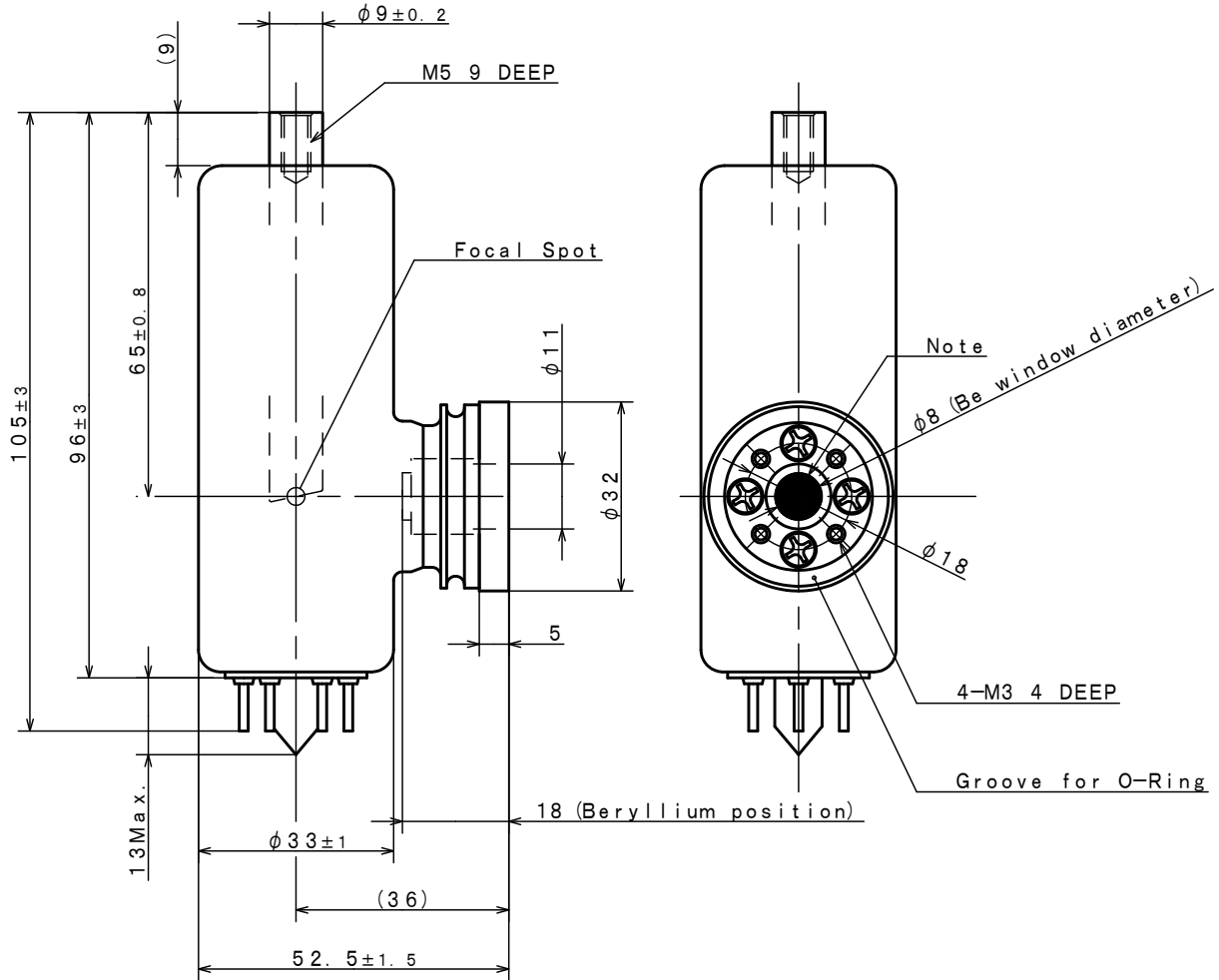
## Maximum Input (continuous)



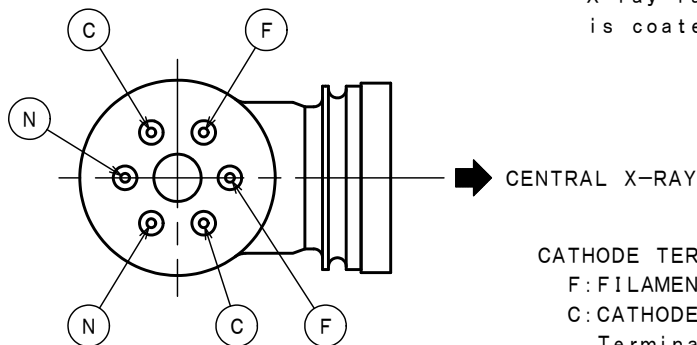


## Dimensional Outline

Unit: mm



Note:  
X-ray radiation window (Be)  
is coated with protective film



CATHODE TERMINALS  
F: FILAMENT  
C: CATHODE  
Terminal "C" are connected  
mutually inside the tube.  
N: DO NOT USE

 TOSHIBA ELECTRON TUBES & DEVICES CO.,LTD.

Marketing Engineering Group, Sales Department

1385 Shimoishigami, Otawara-shi, Tochigi, 324-8550 Japan

Tel: +81-287-26-6666 Fax: +81-287-26-6060

<https://etd.canon/eng/>

•The head office of Toshiba Electron Tubes & Devices Co., Ltd. has been certified to meet all the requirements of Environmental Management System ISO14001.

•Toshiba Electron Tubes & Devices Co., Ltd. has been certified to meet all the requirements of Quality Management Systems ISO9001 and ISO13485.

Product scope is referred to the following URL. <https://etd.canon/eng/company/quality.htm>.